




Key to sites

1. Port of Tyne
2. Teesport
3. Wilton
4. Selby
5. Immingham
6. Doncaster Railport
7. Wakefield Europort
8. Leeds Stourton
9. Sheffield (SIRFT)
10. Trafford Park 1 & 2
11. Knowsley
12. Seaforth
13. Garston
14. Widnes (Mersey Multimodal Gateway)
15. Castle Donington (East Midlands Distribution Centre)
16. Burton on Trent
17. Hams Hall
18. Birch Coppice (BIFT)
19. Birmingham Lawley Street
20. Keresley (ProLogis Park Coventry)
21. Daventry (DIRFT)
22. Corby (ProLogis Eurohub Main)
23. Alconbury
24. Ely
25. Felixstowe
26. Harwich / Bathside Bay
27. London Gateway
28. Tilbury / Purfleet
29. Barking / Dagenham
30. Erith (Howbury Park)
31. Thamesport
32. Chatham / Sheerness
33. Cricklewood
34. Neasden
35. Willesden
36. Swindon (Keypoint)
37. Avonmouth / Portbury
38. Southampton
39. Portsmouth
40. Telford (Donnington)

Existing Rail Freight Interchange Network†

-  Strategic RFI (operational)
-  Strategic RFI (proposed)
-  Non-Strategic Sub-Regional RFI
-  Intermodal-only RFI
-  Rail-linked port
-  Major highway routes
-  Major rail freight routes

† Existing operational interchanges handling multi-user, non-bulk freight traffic, categories based on DfT policy guidance for Strategic Rail Freight Interchanges

